

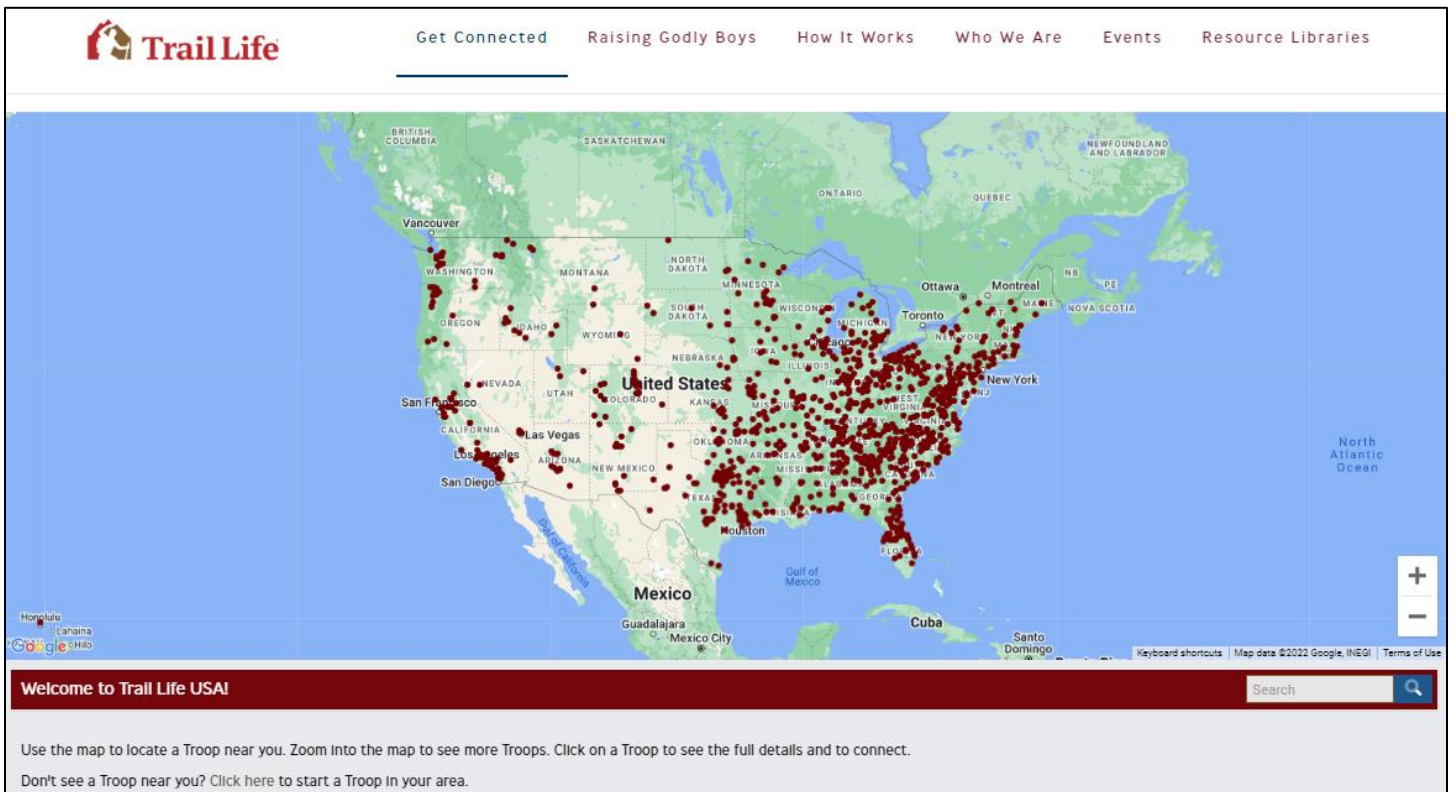
Find A Troop Map and Function Overview

This document highlights the features and functions of the Find A Troop map and how the map integrates with Troop settings in Trail Life Connect. Views shown in Trail Life Connect will be from the perspective of the Troop Ministry Liaison.

Find A Troop Map

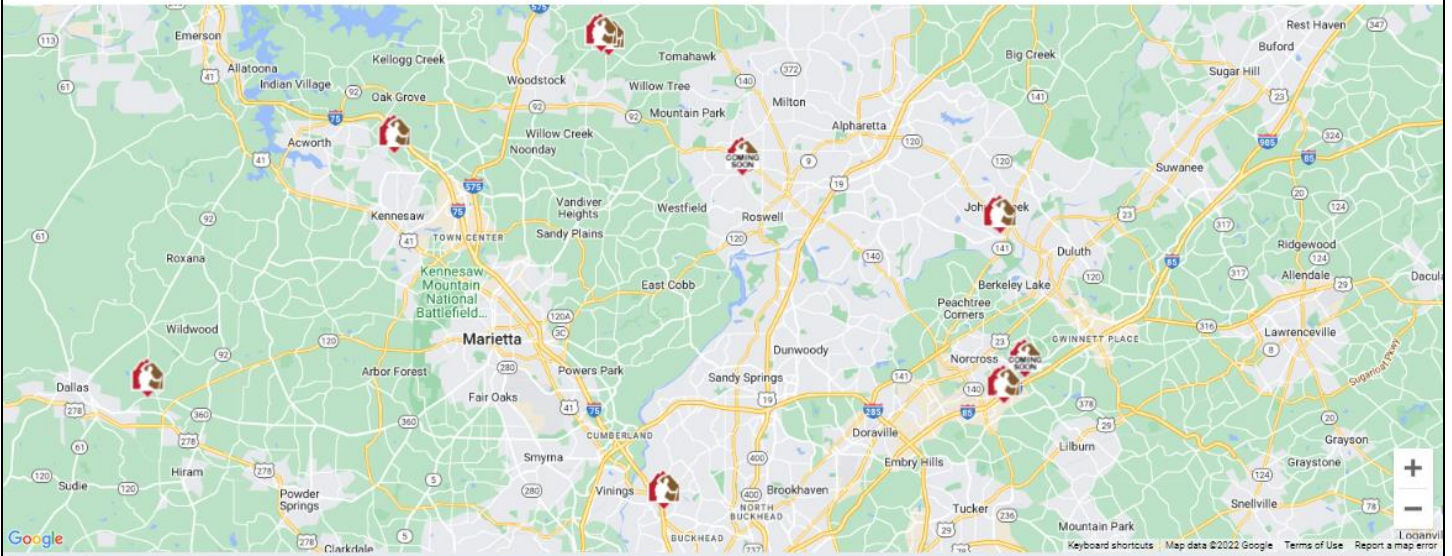
The Find A Troop map can be found by navigating to either:

<https://findatroop.com> or <https://trailifeusa.com/find-a-troop/>



The screenshot displays the Trail Life USA website's 'Find A Troop' map. At the top, the Trail Life logo is on the left, and a navigation menu includes 'Get Connected', 'Raising Godly Boys', 'How It Works', 'Who We Are', 'Events', and 'Resource Libraries'. The main area is a map of the United States with numerous red pins representing troop locations. The map includes labels for various states and provinces, such as British Columbia, Saskatchewan, Ontario, Quebec, New Brunswick, and Nova Scotia. Major cities like Vancouver, Toronto, Montreal, New York, and Los Angeles are also labeled. At the bottom of the map, there are zoom in (+) and zoom out (-) buttons. Below the map, a dark red banner reads 'Welcome to Trail Life USA!' with a search bar on the right. Below the banner, instructions state: 'Use the map to locate a Troop near you. Zoom into the map to see more Troops. Click on a Troop to see the full details and to connect. Don't see a Troop near you? Click here to start a Troop in your area.'

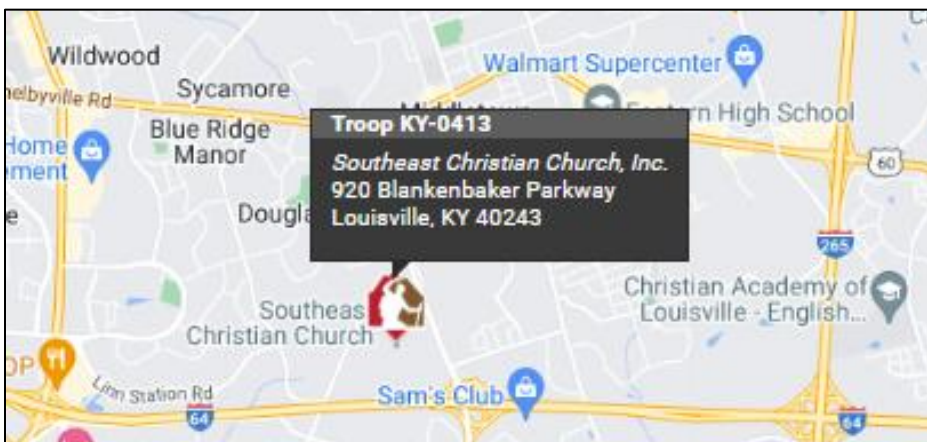
Using the interactive map page, visitors can see where Troops are located throughout the country. Using the + / - buttons, or a scroll mouse, will allow for zooming in and out for more detail. Entering a zip code or other geographic search criteria in the lower right box will allow a visitor to zoom into a specific area. Map pins are plotted anywhere that currently Chartered Troops exist.



Welcome to Trail Life USA!

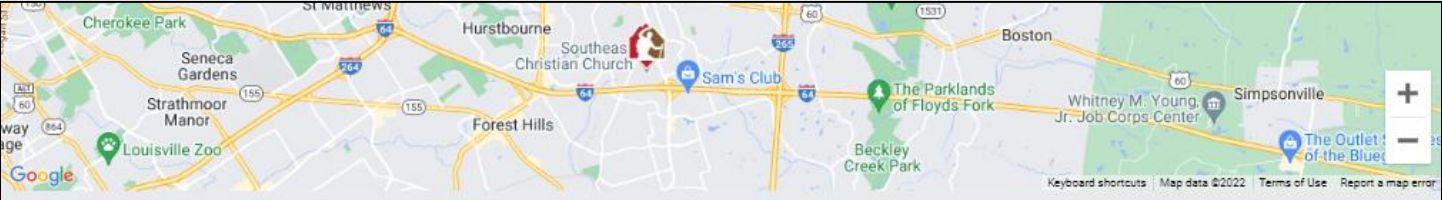
Use the map to locate a Troop near you. Zoom into the map to see more Troops. Click on a Troop to see the full details and to connect.
Don't see a Troop near you? [Click here to start a Troop in your area.](#)

Hovering the pointer over a Troop's map pin will reveal some quick pop-up information containing the Troop name, the organization name, and the physical address.



Clicking the map pin itself will then display further information at the bottom of the page regarding the specifically clicked Troop. The lower left displays the Troop name, organization name, and the physical address. If the Troop has specified, a link to a website and/or Facebook page will be listed under the address, as well as possibly displaying the Troop's meeting times. If a Troop description has been provided, it will appear in the lower right pane. Finally, there is a button to click for a prospective member to connect with the Troop. Filling out the resulting form will add the individual to the Troop's prospect list for follow up and communication.

Troop Details:



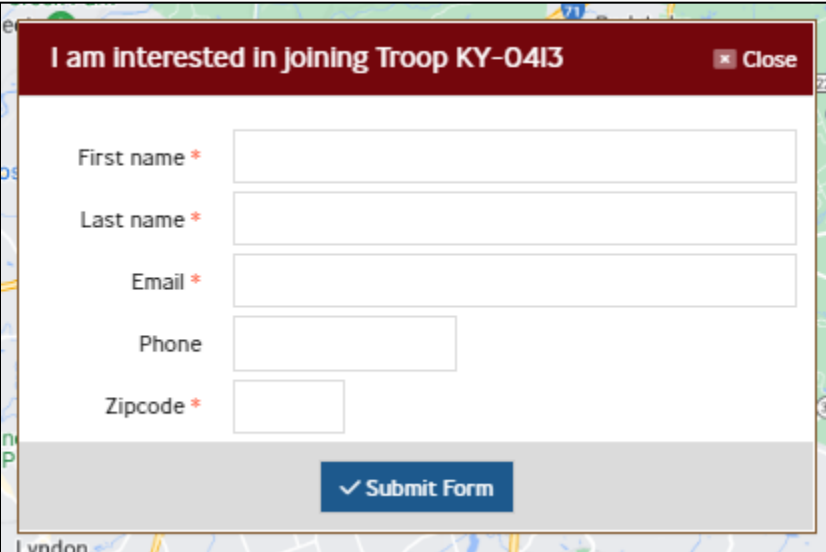
Troop KY-0413

Southeast Christian Church, Inc.
920 Blankenbaker Parkway
Louisville, KY 40243

Meeting times
1st, 2nd, 3rd, 4th & 5th Mondays 6:30pm to 8:00pm

[Connect with Troop KY-0413](#)

Connect with Troop Form:



I am interested in joining Troop KY-0413 Close

First name *

Last name *

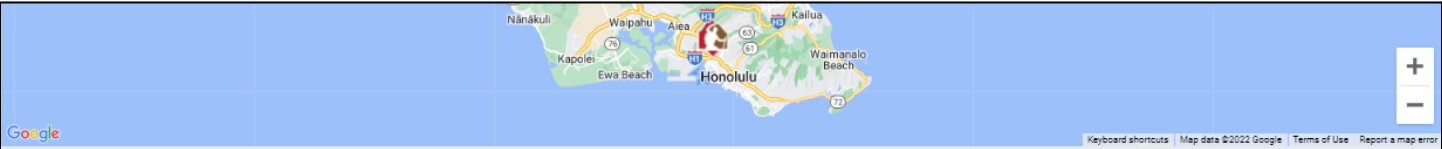
Email *

Phone

Zipcode *

[Submit Form](#)

Below is an example of a Troop that has chosen to provide a **Description**:



Troop HI-1926

Kaili Union Church
2214 N. King Street
Honolulu, HI 96819
Website

Meeting times
Mondays 6:00pm to 7:30am

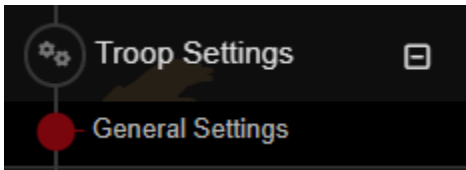
We meet two times a month on a Monday Nights 6p - 7:30p for troop meetings and it depends on the church activities, one Saturday is used for outdoor activity and or service project. Boys in the Navigator (Grade 6-8), Adventurer (Grade 9-12) Programs have the options of meetings more often and they need to vote on it. We have boys in all patrols. We have a sister Troop, American Heritage Girls which have the same meeting time and its Grades are from K to 12

[Connect with Troop HI-1926](#)

Troop Settings in Trail Life Connect

The pin placement on the Find a Troop map, as well as all other relevant Troop information displayed on the Find a Troop site, is controlled by the information entered in Trail Life Connect on the Troop's "General Settings" page. The "General Settings" page is accessible on the left menu by expanding "Troop Settings" and clicking "General Settings." This page is only accessible and editable by the Core Leaders of the Troop:

- Senior Ministry Leader
- Troop Ministry Liaison
- Troopmaster
- Committee Chairperson
- Treasurer
- Chaplain



The 'Troop Meeting Location' section of the General Settings page is where the meeting address is specified, as well as providing an optional link to the Troop's website and/or Facebook page. Also optional is a space to enter a brief Troop overview. Each of these elements are displayed in the lower portion details of the Find A Troop map when the Troop map pin is clicked.

GA-0000 William Tentpeg



Troop GA-0000 Settings Dashboard > Troop Settings

Troop Meeting Location

(This is for the Troop meeting location ONLY. If your chartered organization physical address needs to be updated, please use the Contact Trail Life Connect in the Help menu).

Address *	<input type="text" value="123 Main Street"/>	<input type="text" value="Address line 2..."/>
	<input type="text" value="Anycity"/>	<input type="text" value="Georgia"/>
	<input type="text" value="29651"/>	<input type="text" value="Chattahoochee"/>
		County
Phone	<input type="text" value="(706) 844-4912 x.____"/>	<input type="text" value="Eastern"/>
		Timezone
Troop Website	<input type="text" value="http://www.firstbaptistchurch.com"/>	<input type="text" value="Troop Facebook page"/>
Brief Troop Overview	<input type="text"/>	

The next section of the General Settings page is where the Troop can optionally choose to list the days and times when the Troop meets, as well as whether to display that information on the Find a Troop map.

 **GA-0000**  William Tentpeg ▾

Troop Meeting Days & Times	Day	Monthly Frequency	Meeting Start Time	Meeting End Time
<input type="checkbox"/>	Sunday			
<input type="checkbox"/>	Monday			
<input type="checkbox"/>	Tuesday			
<input type="checkbox"/>	Wednesday			
<input type="checkbox"/>	Thursday			
<input type="checkbox"/>	Friday			
<input type="checkbox"/>	Saturday			
<input checked="" type="checkbox"/>	Display meeting dates & times on "Find a Troop" (public facing)			

*More information regarding the Troop's General Settings can be found in the "General Settings" Help item listed within the Trail Life Connect Help menu.